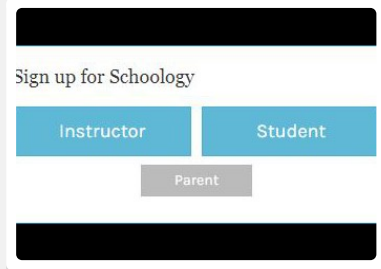


Schoology Parent Account Signup

Please follow the steps below to create a Parent Schoology Account

- 1.) Go to <https://app.schoology.com/register.php>
- 2.) Click Parent
- 3.) Enter your Parent Access Code and click continue
- 4.) Enter your details and information in the Sign up for Schoology box.
- 5.) Check the box for accepting the terms and conditions and click register.

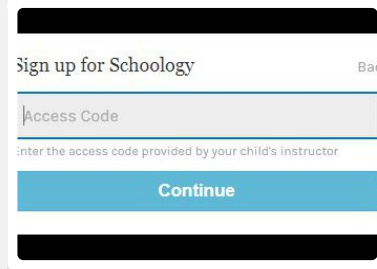


Sign up for Schoology

Instructor Student

Parent

Click Parent



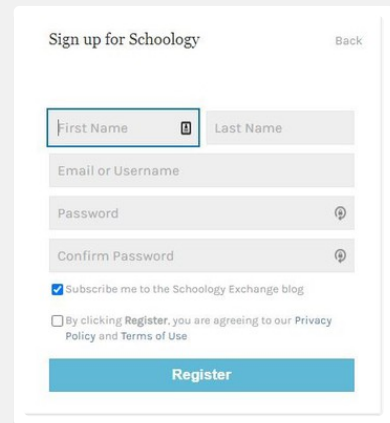
Sign up for Schoology

Access Code

Enter the access code provided by your child's instructor

Continue

Enter your Parent Access Code



Sign up for Schoology

Back

First Name Last Name

Email or Username

Password

Confirm Password

Subscribe me to the Schoology Exchange blog

By clicking Register, you are agreeing to our Privacy Policy and Terms of Use

Register

Enter your Information

Parent Access Codes are being given out to each student. If your child is enrolled in our Mountie Virtual Program, you can enter a ticket to request your parent access code. The ticket can be entered at nwschools.org under Return to Learn > Technology > Technology Trouble Ticket or scan the QR code below.

